



Client Information

<i>Client Name</i>	Test Client
<i>Date of birth (age)</i>	7 September 2007 (13)

Assessment Information

<i>Assessment</i>	Center for Epidemiological Studies Depression Scale for Children (CES-DC)
<i>Date administered</i>	20 April 2021
<i>Assessor</i>	Dr Ben Buchanan'
<i>Time taken</i>	0 minutes 18 seconds

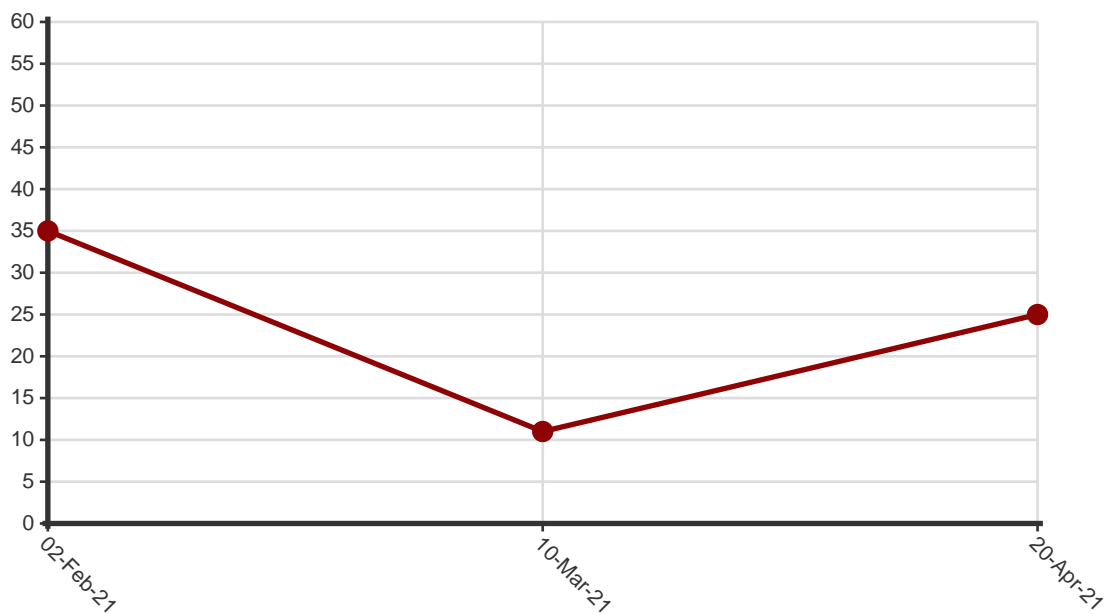
Results

	Value
Raw Score	25
Percentile Compared to Healthy Sample	92
Percentile Compared to Clinical Sample	56.7

Interpretive Text

This individual scored 15 or above, indicating they are likely to have clinically significant depressive symptoms.

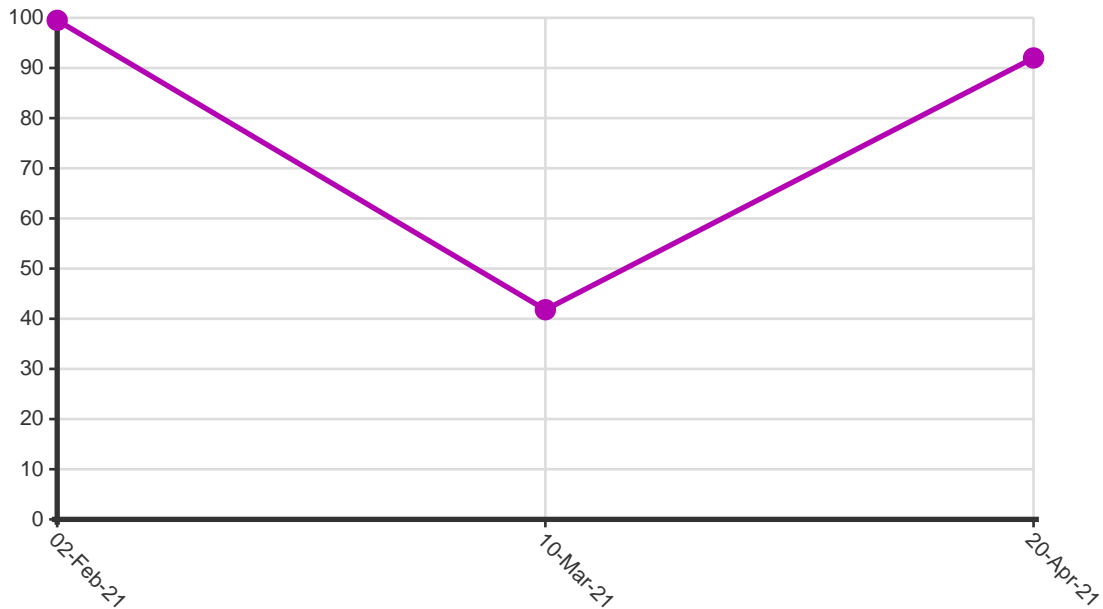
CES-DC Raw Score



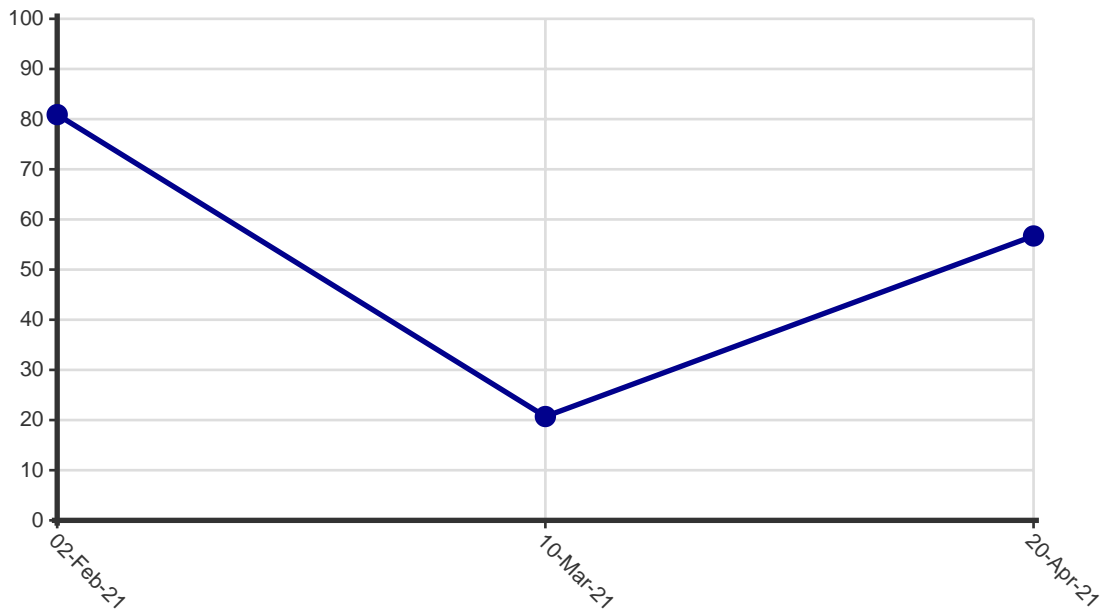


Client Name	Test Client
--------------------	-------------

Percentile Compared to Healthy Sample



Percentile Compared to Clinical Sample



Scoring and Interpretation Information

Scores are presented as a total raw score (0 to 60) and two percentiles. Higher scores represent higher levels of symptoms. As defined by Weissman et al. (1980), a score of 15 or above is



Client Name	Test Client
--------------------	-------------

Scoring and Interpretation Information (cont.)

considered to be indicative of clinically significant depressive symptoms.

The Clinical Percentile represents the respondents score compared to children independently diagnosed with Major Depression or Dysthymia (Faulstich et al., 1990), where a percentile rank of 50 represents a typical score for a depressed young person.

The Healthy Percentile represents the respondents scores compared to a sample of children with no identified mental health diagnosis (Faulstich et al., 1990). A percentile of 50 on the Healthy Percentile scale presents a typical score for a healthy young person.

Client Responses

		Not At All	A Little	Some	A Lot
1	I was bothered by things that usually don't bother me.	0	1	2	3
2	I did not feel like eating, I wasn't very hungry	0	1	2	3
3	I wasn't able to feel happy, even when my family or friends tried to help me feel better.	0	1	2	3
4	I felt like I was just as good as other kids	3	2	1	0
5	I felt like I couldn't pay attention to what I was doing.	0	1	2	3
6	I felt down and unhappy.	0	1	2	3
7	I felt like I was too tired to do things.	0	1	2	3
8	I felt like something good was going to happen.	3	2	1	0
9	I felt like things I did before didn't work out right.	0	1	2	3
10	I felt scared.	0	1	2	3
11	I didn't sleep as well as I usually sleep	0	1	2	3
12	I was happy.	3	2	1	0
13	I was more quiet than usual.	0	1	2	3



Client Name	Test Client
--------------------	-------------

Client Responses (cont.)		Not At All	A Little	Some	A Lot
14	I felt lonely, like I didn't have any friends.	0	1	2	3
15	I felt like kids I know were not friendly or that they didn't want to be with me.	0	1	2	3
16	I had a good time	3	2	1	0
17	I felt like crying.	0	1	2	3
18	I felt sad.	0	1	2	3
19	I felt people didn't like me.	0	1	2	3
20	It was hard to get started doing things.	0	1	2	3